

## Beech Ovens: Spare parts list. (Gas Equipment) 2009. Model No.s. 07.06 (\*\*\*)

The following is a condensed list of suggested spare parts for oven "gas systems.

Items #1 to #4 are recommended stock items, should you wish to carry spare parts to reduce any 'downtime'.

Item No.	Item description	Brand / type	Rating / size	Beech #
1s	Temperature controller (single gas)	RKC. RexCB100	Beech programmed. 220-240V	SPAREPT-1008
1d	Temperature controller (dual gas)	RKC. RexCB100	Beech programmed. 220-240V	SPAREPT-1009
2a	Electrode assembly (nozzle)	Tri-electrode (straight)		PARTGAS-1624
2b	Electrode assembly (tube)	Tri-electrode (@90°)		PARTGAS-1623
3	Spark pack/flame management	Brahma (CM12U)	220-240V	SPAREPT-1010
4	Gas valve/regulator	SIT Nova 500-1 826	220-240V 15mm	SPAREPT-1011
5	Thermo-couple	Type 'k' shielded	250 x 6mm	SPAREPT-1003
6a	Burner assembly (nozzle)	FR nozzle w/insperator	40mm	PARTGAS-1617
6b	Burner assembly (tube)	Display tube w/ insperator	40mm	PARTGAS-1103
7	Relay	Omron LY-2	220-240V	SPAREPT-1006

### The "07.06" model gas system has a number of variations.

- For all systems there can be one or two burners. Single or Double.  
Double systems have 2 spark packs (Brahma) and two solenoid valves (SIT Nova)
- There are 2 styles of burners available. FR (flame retentive) nozzle or FoF (fingers of flame) tube/display burner. (500mm or 700mm)
- In Australia there is additional features for interlock of gas system with flue temperatures.
- In the UK. there can be (optional) interlock with the "sprayfilter" operations.
- Ovens equipped with a "Char-grill" have additional wiring connections for "slam shut" solenoid on grill gas connection.

The additional features should be noted when ordering parts or diagnostic inquiries are made.

**All orders and/or inquiries must be accompanied by Model & Serial no. details.**

See following parts for details.

## Beech Ovens: Gas System—07.06 Double.

### DOOR FEATURES:

"OFF-CONTROL-ON"  
3-WAY MAIN SWITCH.  
(2.02.012)

BURNER "ON" LAMP. (x2)  
(2.02.003)

FAULT-RESET LAMP-BUTTON. (x2)  
(2.02.008)

DIGITAL TEMPERATURE CONTROLLER.  
RKC-Rex CB100 (SPAREPT-1009)



High tension igniter leads.  
Sets of 3 leads. (Order  
by required length.)

### INSIDE FEATURES:

Double solenoid valve. (x2)  
SIT NOVA (SPAREPT-1011)  
(gas pressure regulator built in.)

Spark/flame management pack. (X2)  
BRAHMA; CM12U .(SPAREPT-1010)

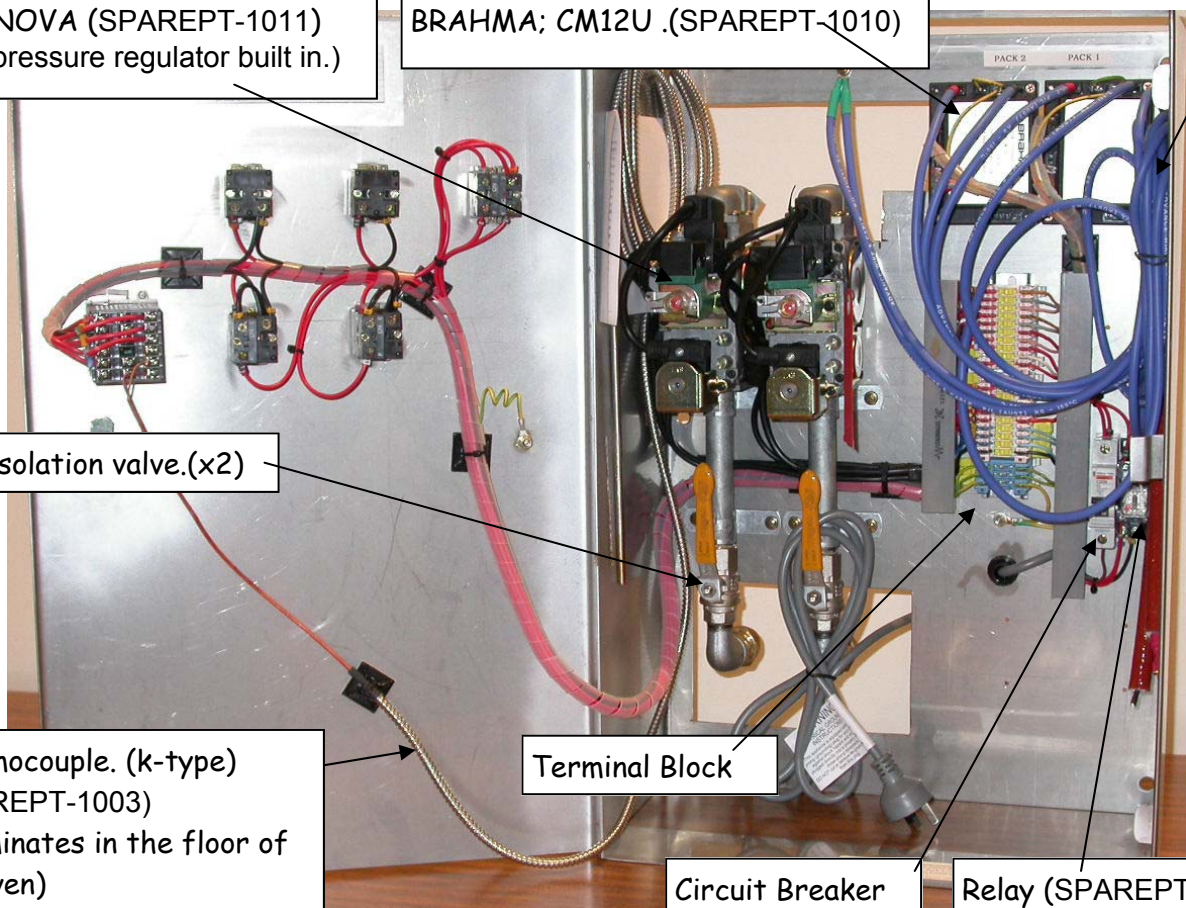
Manual isolation valve.(x2)

Thermocouple. (k-type)  
(SPAREPT-1003)  
(Terminates in the floor of  
the oven)

Terminal Block

Circuit Breaker

Relay (SPAREPT-1006)





## Beech Ovens: Gas System—07.06 Single.

### DOOR FEATURES:

"OFF-CONTROL-ON"  
3-WAY MAIN SWITCH.  
(2.02.012)

BURNER "ON" LAMP. (x1)  
(2.02.003)

FAULT-RESET LAMP-BUTTON. (x1)  
(2.02.008)

DIGITAL TEMPERATURE CONTROLLER.  
RKC-Rex CB100 (SPAREPT-1008)



High tension igniter leads.  
Sets of 3 leads. (Order  
by required length.)

### INSIDE FEATURES:

Double solenoid valve. (x1)  
SIT NOVA (SPAREPT-1011)  
(gas pressure regulator built in.)

Spark/flame management pack. (X1)  
BRAHMA; CM12U .(SPAREPT-1010)


Manual isolation valve.(x1)

Thermocouple. (k-type)(SPAREPT-1003)  
(Terminates in the floor of the oven)


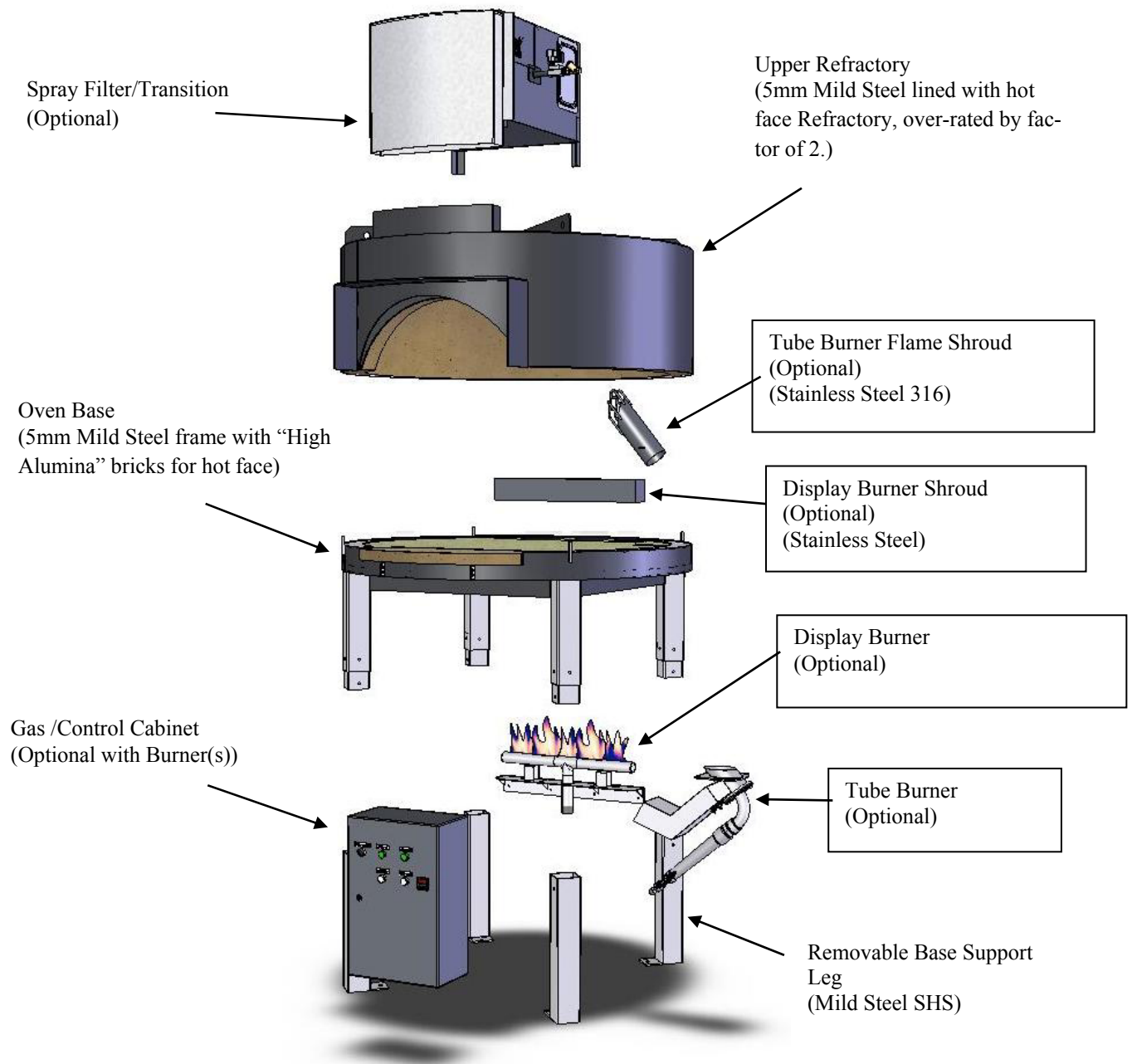
Terminal Block

Circuit Breaker

Relay (SPAREPT-1006)



## Beech Ovens: Gas System—Burner Options



# CHAR GRILL (CROSS SECTION)

