



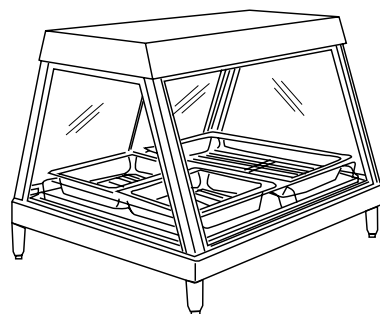
GLO-RAY[®]

Heated Display Cases

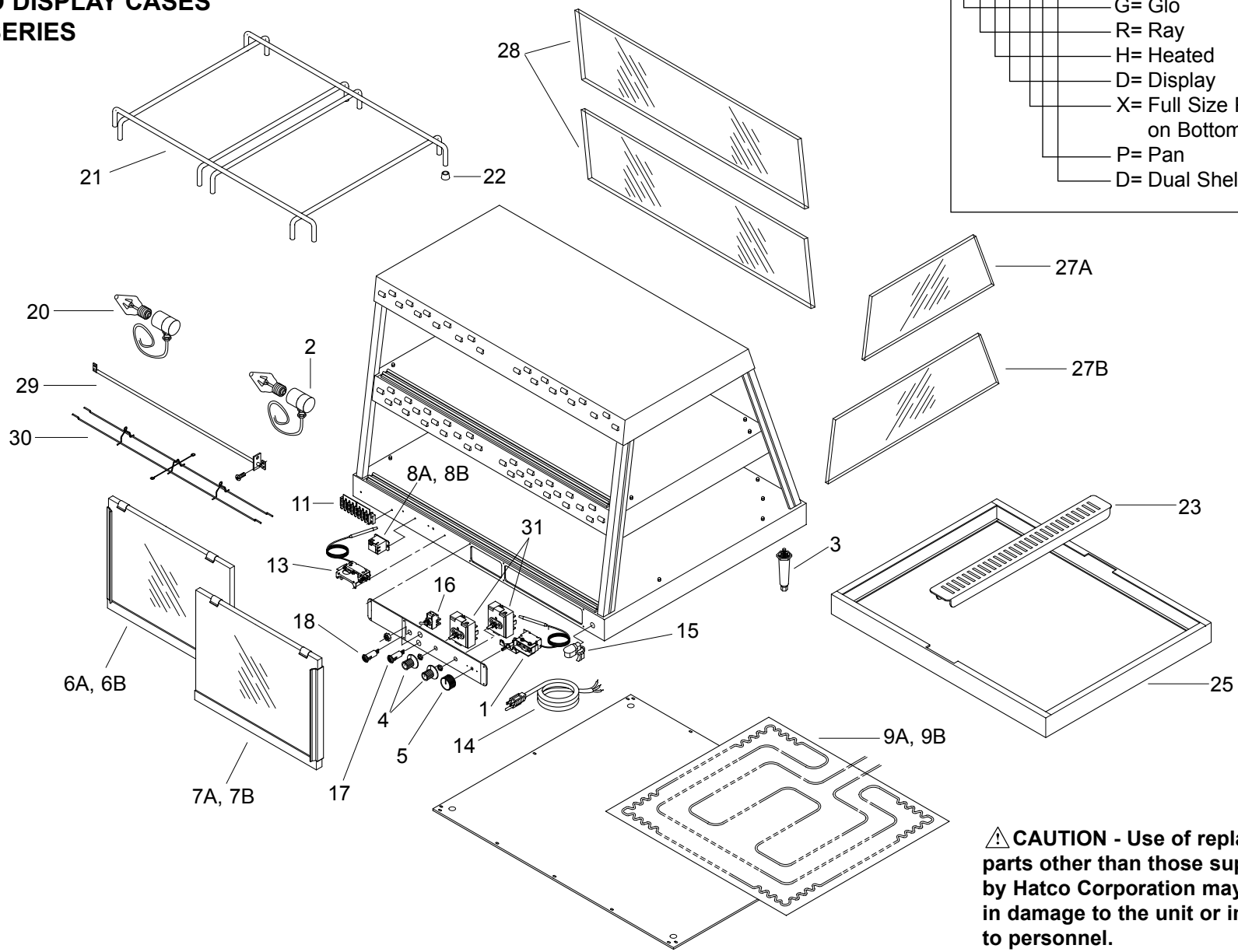
GRHD Series

<i>GRHD-2P</i>	<i>GRHD-3P</i>	<i>GRHD-4P</i>
<i>GRHD-2PD</i>	<i>GRHD-3PD</i>	<i>GRHD-4PD</i>
<i>GRHDH-2P</i>	<i>GRHDH-3P</i>	<i>GRHDH-4P</i>
<i>GRHDH-2PD</i>	<i>GRHDH-3PD</i>	<i>GRHDH-4PD</i>

REPLACEMENT PARTS LIST



HATCO GLO-RAY® HEATED DISPLAY CASES GRHD SERIES



Model Designation

GRHD-XPD

—G= Glo

- R= Ray

— H= Heated

— D= Display

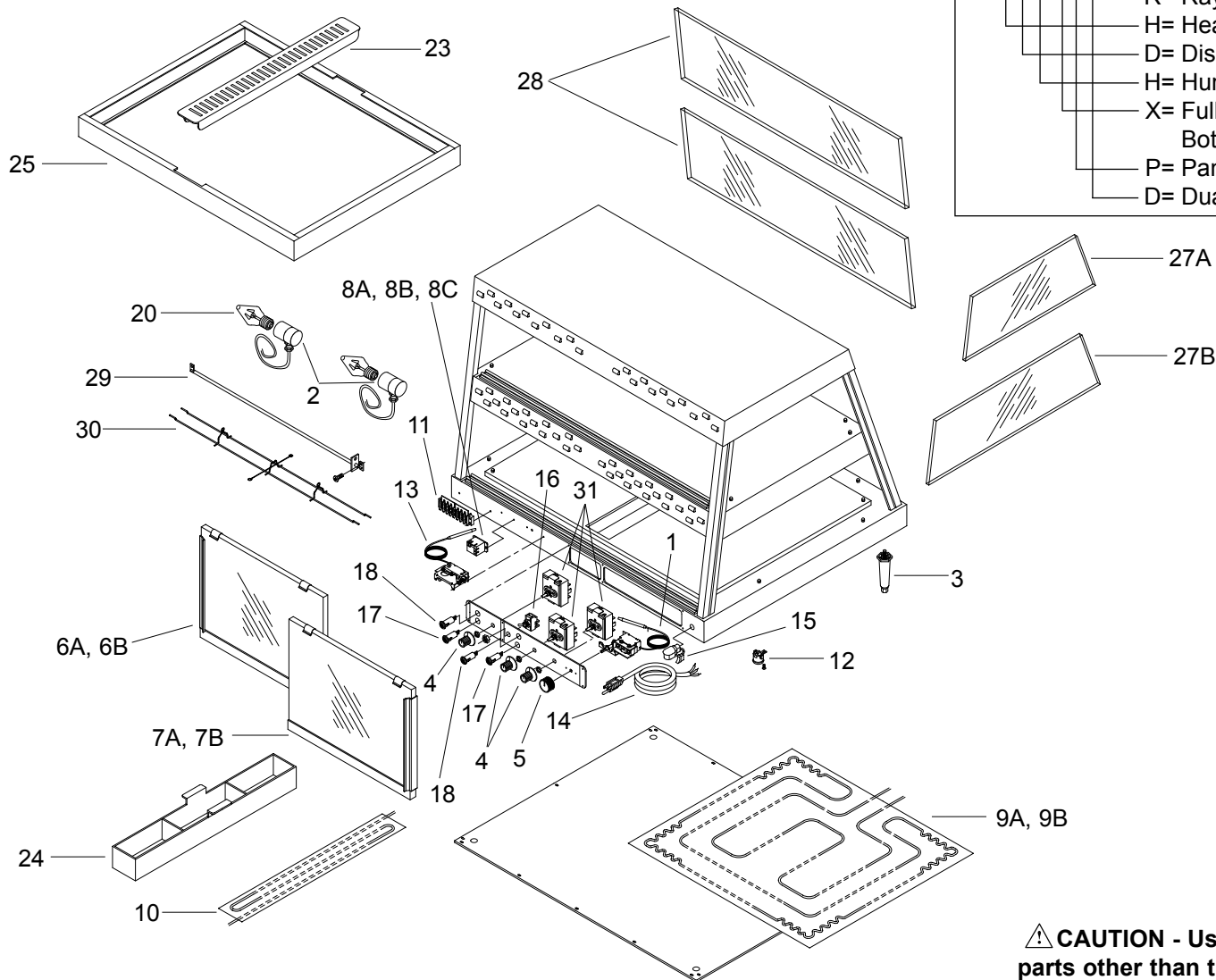
— X= Full Size Pan Capacity
on Bottom Shelf

— $P = P_{an}$

- D= Dual Shelf

⚠ CAUTION - Use of replacement parts other than those supplied by Hatco Corporation may result in damage to the unit or injury to personnel.

HATCO GLO-RAY® **HEATED DISPLAY CASES** **GRHDPH SERIES**



Model Designation	
GRHDPH-XPD	
G= Glo	
R= Ray	
H= Heated	
D= Display	
H= Humidified	
X= Full Size Pan Capacity on Bottom Shelf	
P= Pan	
D= Dual Shelf	

⚠ CAUTION - Use of replacement parts other than those supplied by Hatco Corporation may result in damage to the unit or injury to personnel.

PARTS COMMON TO ALL GRHD/GRHDH MODELS

ITEM	DESCRIPTION	PART NO.	QTY.	ITEM	DESCRIPTION	PART NO.	QTY.
1	Thermostat Control, Base	02.16.030.00	1	4	Knob, Infinite Control	05.30.043.00	1-3
2	Light Socket with Leads, Single	02.30.044.00	2-11	5	Knob, Thermostat	05.30.018.00	1
3	Leg 4" (10 cm)	05.30.007.00	4				

PARTS SPECIFIC TO MODEL GRHD-2P

ITEM	DESCRIPTION	120V	120V CSA	220V	240V	220-230V CE	230-240V CE
6A	Glass Door, Inner	R00.01.0002.00	R00.01.0002.00	R00.01.0002.00	R00.01.0002.00	R00.01.0002.00	R00.01.0002.00
6B	Glass Door, Inner, Mirror	R00.01.0014.00	R00.01.0014.00	R00.01.0014.00	R00.01.0014.00	R00.01.0014.00	R00.01.0014.00
7A	Glass Door, Outer	R00.01.0001.00	R00.01.0001.00	R00.01.0001.00	R00.01.0001.00	R00.01.0001.00	R00.01.0001.00
7B	Glass Door, Outer, Mirror	R00.01.0013.00	R00.01.0013.00	R00.01.0013.00	R00.01.0013.00	R00.01.0013.00	R00.01.0013.00
8A	Relay - SPST	---	---	---	---	---	---
8B	Relay - DPDT	---	---	---	---	---	---
8C	Relay - DPST	---	---	---	---	---	---
9A	Heating Element, Base	02.05.293.00	02.05.293.00	02.05.144.00	02.05.294.00	02.05.144.00	02.05.294.00
	Quantity	2	2	1	2	1	2
9B	Heating Element, Base	---	---	---	---	---	---
	Quantity	---	---	---	---	---	---
10	Heating Element, Water	---	---	---	---	---	---
11	Terminal Block - 3 Pole	---	---	---	---	R02.15.030.00	R02.15.030.00
12	High Limit, Automatic	---	---	---	---	---	---
13	High Limit, Manual	---	---	---	---	---	---
14	Power Cord with Plug	R02.18.030.00	R02.18.030.00	02.18.077.00	02.18.066.00	02.18.077.00	02.18.066.00
15	Strain Relief	02.20.206.00	02.20.206.00	02.20.212.00	02.20.212.00	02.20.212.00	02.20.212.00
16	On/Off Switch	R02.19.016.00	R02.19.016.00	R02.19.008A.00	R02.19.008A.00	R02.19.008A.00	R02.19.008A.00
17	Indicator Light, Red	02.19.154.00	02.19.154.00	02.19.151.00	02.19.151.00	---	---
	Indicator Light, Yellow	---	---	---	---	---	---
18	Indicator Light, Green	---	---	---	---	02.19.150.00	02.19.150.00
19	Rubber Boot, Toggle Switch*	---	---	---	---	02.20.040.00	02.20.040.00
20	Light Bulb (Qty. 4)	02.30.043.00	02.30.043.00	02.30.058.00	02.30.058.00	02.30.058.00	02.30.058.00
21	Pan Rail with Rubber Feet	R04.22.030.00	R04.22.030.00	R04.22.030.00	R04.22.030.00	R04.22.030.00	R04.22.030.00
22	Rubber Foot, Pan Rail (Qty. 12)	05.06.039.00	05.06.039.00	05.06.039.00	05.06.039.00	05.06.039.00	05.06.039.00
23	Pan Divider (Optional)	04.22.400.00	04.22.400.00	04.22.400.00	04.22.400.00	04.22.400.00	04.22.400.00
24	Water Trough	---	---	---	---	---	---
25	Pan Enclosure, 2 Pan (Optional)	04.22.406.00	04.22.406.00	04.22.406.00	04.22.406.00	04.22.406.00	04.22.406.00
26	Pan Enclosure, 1 Pan*	---	---	---	---	---	---
27A	End Glass (Qty. 2)	04.40.065.00	04.40.065.00	04.40.065.00	04.40.065.00	04.40.065.00	04.40.065.00
27B	End Glass	---	---	---	---	---	---
28	Glass, Front	04.40.064.00	04.40.064.00	04.40.064.00	04.40.064.00	04.40.064.00	04.40.064.00
29	Heating Element, Upper	R02.08.026D.00	R02.08.026D.00	R02.08.042E.00	R02.08.028E.00	R02.08.042E.00	R02.08.028E.00
30	Wire Guard	04.08.029.00	04.08.029.00	04.08.029.00	04.08.029.00	04.08.029.00	04.08.029.00
31	Infinite Control Switch	R02.19.0018.00	R02.19.018.00	R02.19.019.00	R02.19.019.00	R02.19.019.00	R02.19.019.00
	Electrical Drawing	HS2-639	HS2-639	HS2-730	HS2-2287	HS2-4199	HS2-4200

Shaded area reflects **export models only**. * Not Shown

PARTS SPECIFIC TO MODEL GRHD-2PD

ITEM	DESCRIPTION	120V	120V CSA	220V	240V	220-230V CE	230-240V CE
6A	Glass Door, Inner	R00.01.0008.00	R00.01.0008.00	R00.01.0008.00	R00.01.0008.00	R00.01.0008.00	R00.01.0008.00
6B	Glass Door, Inner, Mirror	R00.01.0020.00	R00.01.0020.00	R00.01.0020.00	R00.01.0020.00	R00.01.0020.00	R00.01.0020.00
7A	Glass Door, Outer	R00.01.0007.00	R00.01.0007.00	R00.01.0007.00	R00.01.0007.00	R00.01.0007.00	R00.01.0007.00
7B	Glass Door, Outer, Mirror	R00.01.0019.00	R00.01.0019.00	R00.01.0019.00	R00.01.0019.00	R00.01.0019.00	R00.01.0019.00
8A	Relay - SPST	---	---	---	---	---	---
8B	Relay - DPDT	---	---	---	---	---	---
8C	Relay - DPST	---	---	---	---	---	---
9A	Heating Element, Base	02.05.293.00	02.05.293.00	02.05.138.00	02.05.294.00	02.05.138.00	02.05.294.00
	Quantity	2	2	1	2	1	2
9B	Heating Element, Base	---	---	---	---	---	---
	Quantity	---	---	---	---	---	---
10	Heating Element, Water	---	---	---	---	---	---
11	Terminal Block - 3 Pole	---	---	---	---	R02.15.030.00	R02.15.030.00
12	High Limit, Automatic	---	---	---	---	---	---
13	High Limit, Manual	---	---	---	---	---	---
14	Power Cord with Plug	R02.18.030.00	R02.18.030.00	02.18.077.00	02.18.066.00	02.18.077.00	02.18.066.00
15	Strain Relief	02.20.226.00	02.20.226.00	02.20.212.00	02.20.212.00	02.20.212.00	02.20.212.00
16	On/Off Switch	R02.19.016.00	R02.19.016.00	R02.19.008A.00	R02.19.008A.00	R02.19.008A.00	R02.19.008A.00
17	Indicator Light, Red	02.19.154.00	02.19.154.00	02.19.151.00	02.19.151.00	---	---
	Indicator Light, Yellow	---	---	---	---	---	---
18	Indicator Light, Green	---	---	---	---	02.19.150.00	02.19.150.00
19	Rubber Boot, Toggle Switch*	---	---	---	---	02.20.040.00	02.20.040.00
20	Light Bulb (Qty. 6)	02.30.043.00	02.30.043.00	02.30.058.00	02.30.058.00	02.30.058.00	02.30.058.00
21	Pan Rail with Rubber Feet	R04.22.030.00	R04.22.030.00	R04.22.030.00	R04.22.030.00	R04.22.030.00	R04.22.030.00
22	Rubber Foot, Pan Rail (Qty. 12)	05.06.039.00	05.06.039.00	05.06.039.00	05.06.039.00	05.06.039.00	05.06.039.00
23	Pan Divider (Optional)	04.22.400.00	04.22.400.00	04.22.400.00	04.22.400.00	04.22.400.00	04.22.400.00
24	Water Trough	---	---	---	---	---	---
25	Pan Enclosure, 2 Pan (Optional)	04.22.406.00	04.22.406.00	04.22.406.00	04.22.406.00	04.22.406.00	04.22.406.00
26	Pan Enclosure, 1 Pan*	---	---	---	---	---	---
27A	End Glass (Qty. 2)	04.40.069.00	04.40.069.00	04.40.069.00	04.40.069.00	04.40.069.00	04.40.069.00
27B	End Glass (Qty. 2)	04.40.070.00	04.40.070.00	04.40.070.00	04.40.070.00	04.40.070.00	04.40.070.00
28	Glass, Front (Qty. 2)	04.40.068.00	04.40.068.00	04.40.068.00	04.40.068.00	04.40.068.00	04.40.068.00
29	Heating Element, Upper (Qty. 2)	R02.08.202D.00	R02.08.202D.00	R02.08.250E.00	R02.08.251E.00	R02.08.250E.00	R02.08.251E.00
30	Wire Guard (Qty. 2)	04.08.029.00	04.08.029.00	04.08.029.00	04.08.029.00	04.08.029.00	04.08.029.00
31	Infinite Control Switch (Qty. 2)	R02.19.018.00	R02.19.018.00	R02.19.019.00	R02.19.019.00	R02.19.019.00	R02.19.019.00
	Electrical Drawing	HS2-764	HS2-764	HS2-1109	HS2-2290	HS2-4211	HS2-4212

Shaded area reflects **export models only**. * Not Shown

PARTS SPECIFIC TO MODEL GRHDH-2P							
ITEM	DESCRIPTION	120V	120V CSA	220V	240V	220-230V CE	230-240V CE
6A	Glass Door, Inner	R00.01.0002.00	R00.01.0002.00	R00.01.0002.00	R00.01.0002.00	R00.01.0002.00	R00.01.0002.00
6B	Glass Door, Inner, Mirror	R00.01.0014.00	R00.01.0014.00	R00.01.0014.00	R00.01.0014.00	R00.01.0014.00	R00.01.0014.00
7A	Glass Door, Outer	R00.01.0001.00	R00.01.0001.00	R00.01.0001.00	R00.01.0001.00	R00.01.0001.00	R00.01.0001.00
7B	Glass Door, Outer, Mirror	R00.01.0013.00	R00.01.0013.00	R00.01.0013.00	R00.01.0013.00	R00.01.0013.00	R00.01.0013.00
8A	Relay - SPST	02.01.088.00	02.01.188.00	02.01.105.00	02.01.105.00	02.01.180.00	02.01.105.00
8B	Relay - DPDT	---	---	---	---	---	---
8C	Relay - DPST	---	---	---	---	---	---
9A	Heating Element, Base	02.05.293.00	02.05.293.00	02.05.137.00	02.05.294.00	02.05.137.00	02.05.294.00
	Quantity	2	2	2	2	2	2
9B	Heating Element, Base	---	---	---	---	---	---
	Quantity	---	---	---	---	---	---
10	Heating Element, Water	02.05.295.00	02.05.295.00	02.05.296.00	02.05.296.00	02.05.296.00	02.05.296.00
11	Terminal Block - 3 Pole	---	---	---	---	R02.15.030.00	R02.15.030.00
12	High Limit, Automatic	R02.16.036.00	R02.16.036.00	R02.16.036.00	R02.16.036.00	R02.16.036.00	R02.16.036.00
13	High Limit, Manual	02.16.071.00	02.16.071.00	02.16.071.00	02.16.071.00	02.16.071.00	02.16.071.00
14	Power Cord with Plug	R02.18.030.00	R02.18.030.00	02.18.077.00	02.18.066.00	02.18.077.00	02.18.066.00
15	Strain Relief	02.20.226.00	02.20.226.00	02.20.212.00	02.20.212.00	02.20.212.00	02.20.212.00
16	On/Off Switch	R02.19.016.00	R02.19.016.00	R02.19.008A.00	R02.19.008A.00	R02.19.008A.00	R02.19.008A.00
17	Indicator Light, Red	02.19.154.00	02.19.154.00	02.19.151.00	02.19.151.00	---	---
	Indicator Light, Yellow	---	---	---	---	02.19.152.00	02.19.152.00
18	Indicator Light, Green	02.19.155.00	02.19.155.00	02.19.150.00	02.19.150.00	02.19.150.00	02.19.150.00
19	Rubber Boot, Toggle Switch*	---	---	---	---	02.20.040.00	02.20.040.00
20	Light Bulb (Qty. 4)	02.30.043.00	02.30.043.00	02.30.058.00	02.30.058.00	02.30.058.00	02.30.058.00
21	Pan Rail with Rubber Feet	---	---	---	---	---	---
22	Rubber Foot, Pan Rail	---	---	---	---	---	---
23	Pan Divider (Optional)	04.22.400.00	04.22.400.00	04.22.400.00	04.22.400.00	04.22.400.00	04.22.400.00
24	Water Trough	04.22.403.00	04.22.403.00	04.22.403.00	04.22.403.00	04.22.403.00	04.22.403.00
25	Pan Enclosure, 2 Pan (Optional)	04.22.406.00	04.22.406.00	04.22.406.00	04.22.406.00	04.22.406.00	04.22.406.00
26	Pan Enclosure, 1 Pan*	---	---	---	---	---	---
27A	End Glass (Qty. 2)	04.40.065.00	04.40.065.00	04.40.065.00	04.40.065.00	04.40.065.00	04.40.065.00
27B	End Glass	---	---	---	---	---	---
28	Glass, Front	04.40.064.00	04.40.064.00	04.40.064.00	04.40.064.00	04.40.064.00	04.40.064.00
29	Heating Element, Upper	R02.08.026D.00	R02.08.026D.00	R02.08.042E.00	R02.08.028E.00	R02.08.042E.00	R02.08.028E.00
30	Wire Guard	04.08.029.00	04.08.029.00	04.08.029.00	04.08.029.00	04.08.029.00	04.08.029.00
31	Infinite Control Switch (Qty. 2)	R02.19.018.00	R02.19.018.00	R02.19.019.00	R02.19.019.00	R02.19.019.00	R02.19.019.00
	Electrical Drawing	HS2-2898	HS2-2898	HS2-2927	HS2-2928	HS2-4205	HS2-4206

Shaded area reflects **export models only**. * Not Shown

PARTS SPECIFIC TO MODEL GRHDH-2PD

ITEM	DESCRIPTION	120V	120V CSA	220V	240V	220-230V CE	230-240V CE
6A	Glass Door, Inner	R00.01.0008.00	R00.01.0008.00	R00.01.0008.00	R00.01.0008.00	R00.01.0008.00	R00.01.0008.00
6B	Glass Door, Inner, Mirror	R00.01.0020.00	R00.01.0020.00	R00.01.0020.00	R00.01.0020.00	R00.01.0020.00	R00.01.0020.00
7A	Glass Door, Outer	R00.01.0007.00	R00.01.0007.00	R00.01.0007.00	R00.01.0007.00	R00.01.0007.00	R00.01.0007.00
7B	Glass Door, Outer, Mirror	R00.01.0019.00	R00.01.0019.00	R00.01.0019.00	R00.01.0019.00	R00.01.0019.00	R00.01.0019.00
8A	Relay - SPST	02.01.088.00	02.01.088.00	02.01.180.00	02.01.105.00	02.01.180.00	02.01.105.00
8B	Relay - DPDT	---	---	---	---	---	---
8C	Relay - DPST	---	---	---	---	---	---
9A	Heating Element, Base	02.05.293.00	02.05.293.00	02.05.137.00	02.05.294.00	02.05.137.00	02.05.294.00
	Quantity	2	2	2	2	2	2
9B	Heating Element, Base	---	---	---	---	---	---
	Quantity	---	---	---	---	---	---
10	Heating Element, Water	02.05.295.00	02.05.295.00	02.05.296.00	02.05.296.00	02.05.296.00	02.05.296.00
11	Terminal Block - 3 Pole	---	---	---	---	R02.15.030.00	R02.15.030.00
12	High Limit, Automatic	R02.16.036.00	R02.16.036.00	R02.16.036.00	R02.16.036.00	R02.16.036.00	R02.16.036.00
13	High Limit, Manual	02.16.071.00	02.16.071.00	02.16.071.00	02.16.071.00	02.16.071.00	02.16.071.00
14	Power Cord with Plug	R02.18.030.00	R02.18.083.00	02.18.077.00	02.18.066.00	02.18.077.00	02.18.068.00
15	Strain Relief	02.20.226.00	02.20.212.00	02.20.212.00	02.20.212.00	02.20.212.00	02.20.212.00
16	On/Off Switch	R02.19.016.00	R02.19.016.00	R02.19.006.00	R02.19.008A.00	R02.19.008A.00	R02.19.008A.00
17	Indicator Light, Red	02.19.154.00	02.19.154.00	02.19.151.00	02.19.151.00	---	---
	Indicator Light, Yellow	---	---	---	---	02.19.152.00	02.19.152.00
18	Indicator Light, Green	02.19.155.00	02.19.155.00	02.19.150.00	02.19.150.00	02.19.150.00	02.19.150.00
19	Rubber Boot, Toggle Switch*	---	---	---	---	02.20.040.00	02.20.040.00
20	Light Bulb (Qty. 6)	02.30.043.00	02.30.043.00	02.30.058.00	02.30.058.00	02.30.058.00	02.30.058.00
21	Pan Rail with Rubber Feet	---	---	---	---	---	---
22	Rubber Foot, Pan Rail	---	---	---	---	---	---
23	Pan Divider (Optional)	04.22.400.00	04.22.400.00	04.22.400.00	04.22.400.00	04.22.400.00	04.22.400.00
24	Water Trough	04.22.403.00	04.22.403.00	04.22.403.00	04.22.403.00	04.22.403.00	04.22.403.00
25	Pan Enclosure, 2 Pan (Optional)	04.22.406.00	04.22.406.00	04.22.406.00	04.22.406.00	04.22.406.00	04.22.406.00
26	Pan Enclosure, 1 Pan*	---	---	---	---	---	---
27A	End Glass (Qty. 2)	04.40.069.00	04.40.069.00	04.40.069.00	04.40.069.00	04.40.069.00	04.40.069.00
27B	End Glass (Qty. 2)	04.40.070.00	04.40.070.00	04.40.070.00	04.40.070.00	04.40.070.00	04.40.070.00
28	Glass, Front (Qty. 2)	04.40.068.00	04.40.068.00	04.40.068.00	04.40.068.00	04.40.068.00	04.40.068.00
29	Heating Element, Upper (Qty. 2)	R02.08.202D.00	R02.08.202D.00	R02.08.250E.00	R02.08.251E.00	R02.08.250E.00	R02.08.251E.00
30	Wire Guard (Qty. 2)	04.08.029.00	04.08.029.00	04.08.029.00	04.08.029.00	04.08.029.00	04.08.029.00
31	Infinite Control Switch (Qty. 3)	R02.19.018.00	R02.19.018.00	R02.19.019.00	R02.19.019.00	R02.19.019.00	R02.19.019.00
	Electrical Drawing	HS2-2922	HS2-2922	HS2-2933	HS2-2934	HS2-4217	HS2-4218

Shaded area reflects **export models only**. * Not Shown

PARTS SPECIFIC TO MODEL GRHD-3P

ITEM	DESCRIPTION	120V	120V CSA	220V	240V	220-230V CE	220-230V CE
6A	Glass Door, Inner	R00.01.0004.00	R00.01.0004.00	R00.01.0004.00	R00.01.0004.00	R00.01.0004.00	R00.01.0004.00
6B	Glass Door, Inner, Mirror	R00.01.0016.00	R00.01.0016.00	R00.01.0016.00	R00.01.0016.00	R00.01.0016.00	R00.01.0016.00
7A	Glass Door, Outer	R00.01.0003.00	R00.01.0003.00	R00.01.0003.00	R00.01.0003.00	R00.01.0003.00	R00.01.0003.00
7B	Glass Door, Outer, Mirror	R00.01.0017.00	R00.01.0017.00	R00.01.0017.00	R00.01.0017.00	R00.01.0017.00	R00.01.0017.00
8A	Relay - SPST	---	---	---	---	---	---
8B	Relay - DPDT	---	---	---	---	---	---
8C	Relay - DPST	---	---	---	---	---	---
9A	Heating Element, Base	02.05.293.00	02.05.293.00	02.05.138.00	02.05.294.00	02.05.138.00	02.05.294.00
	Quantity	3	3	1	3	1	3
9B	Heating Element, Base	---	---	02.05.142.00	---	02.05.142.00	---
	Quantity	---	---	1	---	1	---
10	Heating Element, Water	---	---	---	---	---	---
11	Terminal Block - 3 Pole	---	---	---	---	R02.15.030.00	R02.15.030.00
12	High Limit, Automatic	---	---	---	---	---	---
13	High Limit, Manual	---	---	---	---	---	---
14	Power Cord with Plug	R02.18.030.00	R02.18.030.00	02.18.077.00	02.18.066.00	02.18.077.00	02.18.066.00
15	Strain Relief	02.20.226.00	02.20.226.00	02.20.212.00	02.20.212.00	02.20.212.00	02.20.212.00
16	On/Off Switch	R02.19.016.00	R02.19.016.00	R02.19.008A.00	R02.19.008A.00	R02.19.008A.00	R02.19.008A.00
17	Indicator Light, Red	02.19.154.00	02.19.154.00	02.19.151.00	02.19.151.00	---	---
	Indicator Light, Yellow	---	---	---	---	---	---
18	Indicator Light, Green	---	---	---	---	02.19.150.00	02.19.150.00
19	Rubber Boot, Toggle Switch*	---	---	---	---	02.20.040.00	02.20.040.00
20	Light Bulb (Qty. 3)	02.30.043.00	02.30.043.00	02.30.058.00	02.30.058.00	02.30.058.00	02.30.058.00
21	Pan Rail with Rubber Feet	R04.22.031.00	R04.22.031.00	R04.22.031.00	R04.22.031.00	R04.22.031.00	R04.22.031.00
22	Rubber Foot, Pan Rail (Qty. 12)	05.06.039.00	05.06.039.00	05.06.039.00	05.06.039.00	05.06.039.00	05.06.039.00
23	Pan Divider (Optional)	04.22.400.00	04.22.400.00	04.22.400.00	04.22.400.00	04.22.400.00	04.22.400.00
24	Water Trough	---	---	---	---	---	---
25	Pan Enclosure, 2 Pan (Optional)	04.22.406.00	04.22.406.00	04.22.406.00	04.22.406.00	04.22.406.00	04.22.406.00
26	Pan Enclosure, 1 Pan*	04.22.407.00	04.22.407.00	04.22.407.00	04.22.407.00	04.22.407.00	04.22.407.00
27A	End Glass (Qty. 2)	04.40.065.00	04.40.065.00	04.40.065.00	04.40.065.00	04.40.065.00	04.40.065.00
27B	End Glass	---	---	---	---	---	---
28	Glass, Front	04.40.066.00	04.40.066.00	04.40.066.00	04.40.066.00	04.40.066.00	04.40.066.00
29	Heating Element, Upper	R02.08.007D.00	R02.08.007D.00	R02.08.039E.00	R02.08.009E.00	R02.08.039E.00	R02.08.009E.00
30	Wire Guard	04.08.032.00	04.08.032.00	04.08.032.00	04.08.032.00	04.08.032.00	04.08.032.00
31	Infinite Control Switch (Qty. 2)	R02.19.018.00	R02.19.018.00	R02.19.019.00	R02.19.019.00	R02.19.019.00	R02.19.019.00
	Electrical Drawing	HS2-640	HS2-640	HS2-731	HS2-2288	HS2-4201	HS2-4202

Shaded area reflects **export models only**. * Not Shown

PARTS SPECIFIC TO MODEL GRHD-3PD

ITEM	DESCRIPTION	120V	120V CSA	220V	240V	220-230V CE	230-240V CE
6A	Glass Door, Inner	R00.01.0010.00	R00.01.0010.00	R00.01.0010.00	R00.01.0010.00	R00.01.0010.00	R00.01.0010.00
6B	Glass Door, Inner, Mirror	R00.01.0022.00	R00.01.0022.00	R00.01.0022.00	R00.01.0022.00	R00.01.0022.00	R00.01.0022.00
7A	Glass Door, Outer	R00.01.0009.00	R00.01.0009.00	R00.01.0009.00	R00.01.0009.00	R00.01.0009.00	R00.01.0009.00
7B	Glass Door, Outer, Mirror	R00.01.0021.00	R00.01.0021.00	R00.01.0021.00	R00.01.0021.00	R00.01.0021.00	R00.01.0021.00
8A	Relay - SPST	---	---	---	---	---	---
8B	Relay - DPDT	---	---	---	---	---	---
8C	Relay - DPST	---	---	---	---	---	---
9A	Heating Element, Base	02.05.293.00	02.05.293.00	02.05.137.00	02.05.294.00	02.05.137.00	02.05.294.00
	Quantity	3	3	2	3	2	3
9B	Heating Element, Base	---	---	---	---	---	---
	Quantity	---	---	---	---	---	---
10	Heating Element, Water	---	---	---	---	---	---
11	Terminal Block - 3 Pole	---	---	---	---	R02.15.030.00	R02.15.030.00
12	High Limit, Automatic	---	---	---	---	---	---
13	High Limit, Manual	---	---	---	---	---	---
14	Power Cord with Plug	R02.18.083.00	R02.18.083.00	02.18.077.00	02.18.068.00	02.18.077.00	02.18.068.00
15	Strain Relief	02.20.226.00	02.20.226.00	02.20.212.00	02.20.212.00	02.20.212.00	02.20.212.00
16	On/Off Switch	R02.19.016.00	R02.19.016.00	R02.19.008A.00	R02.19.008A.00	R02.19.008A.00	R02.19.008A.00
17	Indicator Light, Red	02.19.154.00	02.19.154.00	02.19.151.00	02.19.151.00	---	---
	Indicator Light, Yellow	---	---	---	---	---	---
18	Indicator Light, Green	---	---	---	---	02.19.150.00	02.19.150.00
19	Rubber Boot, Toggle Switch*	---	---	---	---	02.20.040.00	02.20.040.00
20	Light Bulb (Qty. 8)	02.30.043.00	02.30.043.00	02.30.058.00	02.30.058.00	02.30.058.00	02.30.058.00
21	Pan Rail with Rubber Feet	R04.22.031.00	R04.22.031.00	R04.22.031.00	R04.22.031.00	R04.22.031.00	R04.22.031.00
22	Rubber Foot, Pan Rail (Qty. 12)	05.06.039.00	05.06.039.00	05.06.039.00	05.06.039.00	05.06.039.00	05.06.039.00
23	Pan Divider (Optional)	04.22.400.00	04.22.400.00	04.22.400.00	04.22.400.00	04.22.400.00	04.22.400.00
24	Water Trough	---	---	---	---	---	---
25	Pan Enclosure, 2 Pan (Optional)	04.22.406.00	04.22.406.00	04.22.406.00	04.22.406.00	04.22.406.00	04.22.406.00
26	Pan Enclosure, 1 Pan*	04.22.407.00	04.22.407.00	04.22.407.00	04.22.407.00	04.22.407.00	04.22.407.00
27A	End Glass (Qty. 2)	04.40.069.00	04.40.069.00	04.40.069.00	04.40.069.00	04.40.069.00	04.40.069.00
27B	End Glass (Qty. 2)	04.40.070.00	04.40.070.00	04.40.070.00	04.40.070.00	04.40.070.00	04.40.070.00
28	Glass, Front (Qty. 2)	04.40.071.00	04.40.071.00	04.40.071.00	04.40.071.00	04.40.071.00	04.40.071.00
29	Heating Element, Upper (Qty. 3)	R02.08.216D.00	R02.08.216D.00	R02.08.253E.00	R02.08.254E.00	R02.08.253E.00	R02.08.254E.00
30	Wire Guard (Qty. 3)	04.08.032.00	04.08.032.00	04.08.032.00	04.08.032.00	04.08.032.00	04.08.032.00
31	Infinite Control Switch (Qty. 3)	R02.19.018.00	R02.19.018.00	R02.19.019.00	R02.19.019.00	R02.19.019.00	R02.19.019.00
	Electrical Drawing	HS2-765	HS2-765	HS2-1022	HS2-2291	HS2-4213	HS2-4214

Shaded area reflects **export models only**. * Not Shown

PARTS SPECIFIC TO MODEL GRHDH-3P

ITEM	DESCRIPTION	120V	120V CSA	220V	240V	220-230V CE	230-240V CE
6A	Glass Door, Inner	R00.01.0004.00	R00.01.0004.00	R00.01.0004.00	R00.01.0004.00	R00.01.0004.00	R00.01.0004.00
6B	Glass Door, Inner, Mirror	R00.01.0016.00	R00.01.0016.00	R00.01.0016.00	R00.01.0016.00	R00.01.0016.00	R00.01.0016.00
7A	Glass Door, Outer	R00.01.0003.00	R00.01.0003.00	R00.01.0003.00	R00.01.0003.00	R00.01.0003.00	R00.01.0003.00
7B	Glass Door, Outer, Mirror	R00.01.0017.00	R00.01.0017.00	R00.01.0017.00	R00.01.0017.00	R00.01.0017.00	R00.01.0017.00
8A	Relay - SPST	02.01.088.00	02.01.088.00	02.01.180.00	02.01.105.00	02.01.180.00	02.01.105.00
8B	Relay - DPDT	---	---	---	---	---	---
8C	Relay - DPST	---	---	---	---	---	---
9A	Heating Element, Base	02.05.293.00	02.05.293.00	02.05.137.00	02.05.294.00	02.05.137.00	02.05.294.00
	Quantity	3	3	1	3	1	3
9B	Heating Element, Base	---	---	02.05.141.00	---	02.05.141.00	---
	Quantity	---	---	1	---	1	---
10	Heating Element, Water	02.05.295.00	02.05.295.00	02.05.296.00	02.05.296.00	02.05.296.00	02.05.296.00
11	Terminal Block - 3 Pole	---	---	---	---	---	R02.15.030.00
12	High Limit, Automatic	R02.16.036.00	R02.16.036.00	R02.16.036.00	R02.16.036.00	R02.16.036.00	R02.16.036.00
13	High Limit, Manual	02.16.071.00	02.16.071.00	02.16.071.00	02.16.071.00	02.16.071.00	02.16.071.00
14	Power Cord with Plug	R02.18.030.00	R02.18.083.00	02.18.077.00	02.18.068.00	02.18.077.00	02.18.068.00
15	Strain Relief	02.20.226.00	02.20.226.00	02.20.212.00	02.20.212.00	02.20.212.00	02.20.212.00
16	On/Off Switch	R02.19.016.00	R02.19.016.00	R02.19.008A.00	R02.19.008A.00	R02.19.008A.00	R02.19.008A.00
17	Indicator Light, Red	02.19.154.00	02.19.154.00	02.19.151.00	02.19.151.00	---	---
	Indicator Light, Yellow	---	---	---	---	02.19.152.00	02.19.152.00
18	Indicator Light, Green	02.19.155.00	02.19.155.00	02.19.150.00	02.19.150.00	02.19.150.00	02.19.150.00
19	Rubber Boot, Toggle Switch*	---	---	---	---	02.20.040.00	02.20.040.00
20	Light Bulb (Qty. 5)	02.30.043.00	02.30.043.00	02.30.058.00	02.30.058.00	02.30.058.00	02.30.058.00
21	Pan Rail with Rubber Feet	---	---	---	---	---	---
22	Rubber Foot, Pan Rail	---	---	---	---	---	---
23	Pan Divider (Optional)	04.22.400.00	04.22.400.00	R04.22.400.00	04.22.400.00	04.22.400.00	04.22.400.00
24	Water Trough	04.22.403.00	04.22.403.00	04.22.403.00	04.22.403.00	04.22.403.00	04.22.403.00
25	Pan Enclosure, 2 Pan (Optional)	04.22.406.00	04.22.406.00	04.22.406.00	04.22.406.00	04.22.406.00	04.22.406.00
26	Pan Enclosure, 1 Pan*	04.22.407.00	04.22.407.00	04.22.407.00	04.22.407.00	04.22.407.00	04.22.407.00
27A	End Glass (Qty. 2)	04.40.065.00	04.40.065.00	04.40.065.00	04.40.065.00	04.40.065.00	04.40.065.00
27B	End Glass	---	---	---	---	---	---
28	Glass, Front	04.40.066.00	04.40.066.00	04.40.066.00	04.40.066.00	04.40.066.00	04.40.066.00
29	Heating Element, Upper	R02.08.007D.00	R02.08.007D.00	R02.08.039E.00	R02.08.009E.00	R02.08.039E.00	R02.08.009E.00
30	Wire Guard	04.08.032.00	04.08.032.00	04.08.032.00	04.08.032.00	04.08.032.00	04.08.032.00
31	Infinite Control Switch (Qty. 2)	R02.19.018.00	R02.19.018.00	R02.19.019.00	R02.19.019.00	R02.19.019.00	R02.19.019.00
	Electrical Drawing	HS2-2919	HS2-2919	HS2-2929	HS2-2930	HS2-4207	HS2-4208

Shaded area reflects **export models only**. * Not Shown

PARTS SPECIFIC TO MODEL GRHDP-3PD

ITEM	DESCRIPTION	120V	120V CSA	220V	240V	220-230V CE	230-240V CE
6A	Glass Door, Inner	R00.01.0010.00	R00.01.0010.00	R00.01.0010.00	R00.01.0010.00	R00.01.0010.00	R00.01.0010.00
6B	Glass Door, Inner, Mirror	R00.01.0022.00	R00.01.0022.00	R00.01.0022.00	R00.01.0022.00	R00.01.0022.00	R00.01.0022.00
7A	Glass Door, Outer	R00.01.0009.00	R00.01.0009.00	R00.01.0009.00	R00.01.0009.00	R00.01.0009.00	R00.01.0009.00
7B	Glass Door, Outer, Mirror	R00.01.0021.00	R00.01.0021.00	R00.01.0021.00	R00.01.0021.00	R00.01.0021.00	R00.01.0021.00
8A	Relay - SPST	02.01.088.00	02.01.088.00	02.01.180.00	02.01.105.00	02.01.180.00	02.01.105.00
8B	Relay - DPDT	---	---	---	---	---	---
8C	Relay - DPST	---	---	---	---	---	---
9A	Heating Element, Base	02.05.293.00	02.05.293.00	02.05.137.00	02.05.294.00	02.05.137.00	02.05.294.00
	Quantity	3	3	1	3	1	3
9B	Heating Element, Base	---	---	02.05.141.00	---	02.05.141.00	---
	Quantity	---	---	1	---	1	---
10	Heating Element, Water	02.05.295.00	02.05.295.00	02.05.296.00	02.05.296.00	02.05.296.00	02.05.296.00
11	Terminal Block - 3 Pole	---	---	---	---	R02.15.030.00	R02.15.030.00
12	High Limit, Automatic	R02.16.036.00	R02.16.036.00	R02.16.036.00	R02.16.036.00	R02.16.036.00	R02.16.036.00
13	High Limit, Manual	02.16.071.00	02.16.071.00	02.16.071.00	02.16.071.00	02.16.071.00	02.16.071.00
14	Power Cord with Plug	R02.18.083.00	R02.18.039.00	02.18.077.00	02.18.068.00	02.18.077.00	02.18.068.00
15	Strain Relief	02.20.226.00	02.20.226.00	02.20.212.00	02.20.212.00	02.20.212.00	02.20.212.00
16	On/Off Switch	R02.19.016.00	R02.19.016.00	R02.19.008A.00	R02.19.008A.00	R02.19.008A.00	R02.19.008A.00
17	Indicator Light, Red	02.19.154.00	02.19.154.00	02.19.151.00	02.19.151.00	---	---
	Indicator Light, Yellow	---	---	---	---	02.19.152.00	02.19.152.00
18	Indicator Light, Green	02.19.155.00	02.19.155.00	02.19.150.00	02.19.150.00	02.19.150.00	02.19.150.00
19	Rubber Boot, Toggle Switch*	---	---	---	---	02.20.040.00	02.20.040.00
20	Light Bulb (Qty. 8)	02.30.043.00	02.30.043.00	02.30.058.00	02.30.058.00	02.30.058.00	02.30.058.00
21	Pan Rail with Rubber Feet	---	---	---	---	---	---
22	Rubber Foot, Pan Rail	---	---	---	---	---	---
23	Pan Divider (Optional)	04.22.400.00	04.22.400.00	04.22.400.00	04.22.400.00	04.22.400.00	04.22.400.00
24	Water Trough	04.22.403.00	04.22.403.00	04.22.403.00	04.22.403.00	04.22.403.00	04.22.403.00
25	Pan Enclosure, 2 Pan (Optional)	04.22.406.00	04.22.406.00	04.22.406.00	04.22.406.00	04.22.406.00	04.22.406.00
26	Pan Enclosure, 1 Pan*	04.22.407.00	04.22.407.00	04.22.407.00	04.22.407.00	04.22.407.00	04.22.407.00
27A	End Glass (Qty. 2)	04.40.069.00	04.40.069.00	04.40.069.00	04.40.069.00	04.40.069.00	04.40.069.00
27B	End Glass (Qty. 2)	04.40.070.00	04.40.070.00	04.40.070.00	04.40.070.00	04.40.070.00	04.40.070.00
28	Glass, Front (Qty. 2)	04.40.071.00	04.40.071.00	04.40.071.00	04.40.071.00	04.40.071.00	04.40.071.00
29	Heating Element, Upper (Qty. 2)	R02.08.216D.00	R02.08.216D.00	R02.08.253E.00	R02.08.254E.00	R02.08.253E.00	R02.08.254E.00
30	Wire Guard (Qty. 3)	04.08.032.00	04.08.032.00	04.08.032.00	04.08.032.00	04.08.032.00	04.08.032.00
31	Infinite Control Switch (Qty. 3)	R02.19.018.00	R02.19.018.00	R02.19.019.00	R02.19.019.00	R02.19.019.00	R02.19.019.00
	Electrical Drawing	HS2-2923	HS2-2923	HS2-2935	HS2-2939	HS2-4219	HS2-4220

Shaded area reflects **export models only**. * Not Shown

PARTS SPECIFIC TO MODEL GRHD-4P

ITEM	DESCRIPTION	120V	120/208V	120/240V	220V	240V	220-230V CE	230-240V CE
6A	Glass Door, Inner	R00.01.0006.00	R00.01.0006.00	R00.01.0006.00	R00.01.0006.00	R00.01.0006.00	R00.01.0006.00	R00.01.0006.00
6B	Glass Door, Inner, Mirror	R00.01.0018.00	R00.01.0018.00	R00.01.0018.00	R00.01.0018.00	R00.01.0018.00	R00.01.0018.00	R00.01.0018.00
7A	Glass Door, Outer	R00.01.0005.00	R00.01.0005.00	R00.01.0005.00	R00.01.0005.00	R00.01.0005.00	R00.01.0005.00	R00.01.0005.00
7B	Glass Door, Outer, Mirror	R00.01.0019.00	R00.01.0019.00	R00.01.0019.00	R00.01.0019.00	R00.01.0019.00	R00.01.0019.00	R00.01.0019.00
8A	Relay - SPST	---	---	---	---	---	---	---
8B	Relay - DPDT	---	---	---	---	---	---	---
8C	Relay - DPST	---	---	---	---	---	---	---
9A	Heating Element, Base	02.05.293.00	02.05.293.00	02.05.293.00	02.05.142.00	02.05.294.00	02.05.142.00	02.05.294.00
	Quantity	4	4	4	1	4	1	4
9B	Heating Element, Base	---	---	---	02.05.144.00	---	02.05.144.00	---
	Quantity	---	---	---	1	---	1	---
10	Heating Element, Water	---	---	---	---	---	---	---
11	Terminal Block - 3 Pole	---	---	---	---	---	R02.15.030.00	R02.15.030.00
12	High Limit, Automatic	---	---	---	---	---	---	---
13	High Limit, Manual	---	---	---	---	---	---	---
14	Power Cord with Plug	R02.18.083.00	02.18.085.00	02.18.085.00	02.18.077.00	02.18.068.00	02.18.077.00	02.18.068.00
15	Strain Relief	02.20.226.00	02.20.226.00	02.20.226.00	02.20.212.00	02.20.212.00	02.20.212.00	02.20.212.00
16	On/Off Switch	R02.19.016.00	R02.19.008A.00	R02.19.008A.00	R02.19.008A.00	R02.19.008A.00	R02.19.008A.00	R02.19.008A.00
17	Indicator Light, Red	02.19.154.00	02.19.154.00	02.19.154.00	02.19.151.00	02.19.151.00	---	---
	Indicator Light, Yellow	---	---	---	---	---	---	---
18	Indicator Light, Green	---	---	---	---	---	02.19.150.00	02.19.150.00
19	Rubber Boot, Toggle Switch*	---	---	---	---	---	02.20.040.00	02.20.040.00
20	Light Bulb (Qty. 6)	02.30.043.00	02.30.043.00	02.30.043.00	02.30.058.00	02.30.058.00	02.30.058.00	02.30.058.00
21	Pan Rail with Rubber Feet	R04.22.032.00	R04.22.032.00	R04.22.032.00	R04.22.032.00	R04.22.032.00	R04.22.032.00	R04.22.032.00
22	Rubber Foot, Pan Rail (Qty. 20)	05.06.039.00	05.06.039.00	05.06.039.00	05.06.039.00	05.06.039.00	05.06.039.00	05.06.039.00
23	Pan Divider (Optional)	04.22.400.00	04.22.400.00	04.22.400.00	04.22.400.00	04.22.400.00	04.22.400.00	04.22.400.00
24	Water Trough	---	---	---	---	---	---	---
25	Pan Enclosure, 2 Pan (Optional)	04.22.406.00	04.22.406.00	04.22.406.00	04.22.406.00	04.22.406.00	04.22.406.00	04.22.406.00
26	Pan Enclosure, 1 Pan*	---	---	---	---	---	---	---
27A	End Glass (Qty. 2)	04.40.065.00	04.40.065.00	04.40.065.00	04.40.065.00	04.40.065.00	04.40.065.00	04.40.065.00
27B	End Glass	---	---	---	---	---	---	---
28	Glass, Front	04.40.067.00	04.40.067.00	04.40.067.00	04.40.067.00	04.40.067.00	04.40.067.00	04.40.067.00
29	Heating Element, Upper	R02.08.025D.00	R02.08.025D.00	R02.08.025D.00	R02.08.046E.00	R02.08.030E.00	R02.08.046E.00	R02.08.030E.00
30	Wire Guard	04.08.038.00	04.08.038.00	04.08.038.00	04.08.038.00	04.08.038.00	04.08.038.00	04.08.038.00
31	Infinite Control Switch (Qty. 2)	R02.19.018.00	R02.19.018.00	R02.19.018.00	R02.19.019.00	R02.19.019.00	R02.19.019.00	R02.19.019.00
	Electrical Drawing	HS2-815	HS2-641	HS2-641	HS2-732	HS2-2289	HS2-4203	HS2-4204

Shaded area reflects **export models only**. * Not Shown

PARTS SPECIFIC TO MODEL GRHD-4PD								
ITEM	DESCRIPTION	120V	120/208V	120/240V	220V	240V	220-230V CE	230-240V CE
6A	Glass Door, Inner	R00.01.0012.00	R00.01.0012.00	R00.01.0012.00	R00.01.0012.00	R00.01.0012.00	R00.01.0012.00	R00.01.0012.00
6B	Glass Door, Inner, Mirror	R00.01.0024.00	R00.01.0024.00	R00.01.0024.00	R00.01.0024.00	R00.01.0024.00	R00.01.0024.00	R00.01.0024.00
7A	Glass Door, Outer	R00.01.0012.00	R00.01.0012.00	R00.01.0012.00	R00.01.0012.00	R00.01.0012.00	R00.01.0012.00	R00.01.0012.00
7B	Glass Door, Outer, Mirror	R00.01.0023.00	R00.01.0023.00	R00.01.0023.00	R00.01.0023.00	R00.01.0023.00	R00.01.0023.00	R00.01.0023.00
8A	Relay - SPST	---	---	---	---	---	---	---
8B	Relay - DPDT	---	---	---	---	---	---	---
8C	Relay - DPST	---	---	---	---	---	---	---
9A	Heating Element, Base	02.05.293.00	02.05.293.00	02.05.293.00	02.05.144.00	02.05.294.00	02.05.144.00	02.05.294.00
	Quantity	4	4	4	1	4	1	4
9B	Heating Element, Base	---	---	---	---	---	---	---
	Quantity	---	---	---	---	---	---	---
10	Heating Element, Water	---	---	---	---	---	---	---
11	Terminal Block - 3 Pole	---	---	---	---	---	R02.15.030.00	R02.15.030.00
12	High Limit, Automatic	---	---	---	---	---	---	---
13	High Limit, Manual	---	---	---	---	---	---	---
14	Power Cord with Plug	02.18.039.00	02.18.085.00	02.18.085.00	02.18.038.00	02.18.068.00	02.18.038.00	02.18.068.00
15	Strain Relief	02.20.226.00	02.20.226.00	02.20.226.00	02.20.212.00	02.20.212.00	02.20.212.00	02.20.212.00
16	On/Off Switch	R02.19.006.00	R02.19.008A.00	R02.19.008A.00	R02.19.008A.00	R02.19.008A.00	R02.19.008A.00	R02.19.008A.00
17	Indicator Light, Red	02.19.154.00	02.19.154.00	02.19.151.00	02.19.151.00	02.19.151.00	---	---
	Indicator Light, Yellow	---	---	---	---	---	---	---
18	Indicator Light, Green	---	---	---	---	---	02.19.150.00	02.19.150.00
19	Rubber Boot, Toggle Switch*	---	---	---	---	---	02.20.040.00	02.20.040.00
20	Light Bulb (Qty. 11)	02.30.043.00	02.30.043.00	02.30.043.00	02.30.058.00	02.30.058.00	02.30.058.00	02.30.058.00
21	Pan Rail with Rubber Feet	R04.22.032.00	R04.22.032.00	R04.22.032.00	R04.22.032.00	R04.22.032.00	R04.22.032.00	R04.22.032.00
22	Rubber Foot, Pan Rail (Qty. 20)	05.06.039.00	05.06.039.00	05.06.039.00	05.06.039.00	05.06.039.00	05.06.039.00	05.06.039.00
23	Pan Divider (Qty. 2) (Optional)	04.22.400.00	04.22.400.00	04.22.400.00	04.22.400.00	04.22.400.00	04.22.400.00	04.22.400.00
24	Water Trough	---	---	---	---	---	---	---
25	Pan Enclosure, 2 Pan (Qty. 2) (Optional)	04.22.406.00	04.22.406.00	04.22.406.00	04.22.406.00	04.22.406.00	04.22.406.00	04.22.406.00
26	Pan Enclosure, 1 Pan* (Qty. 2)	04.22.407.00	04.22.407.00	04.22.407.00	04.22.407.00	04.22.407.00	04.22.407.00	04.22.407.00
27A	End Glass (Qty. 2)	04.40.069.00	04.40.069.00	04.40.069.00	04.40.069.00	04.40.069.00	04.40.069.00	04.40.069.00
27B	End Glass (Qty. 2)	04.40.070.00	04.40.070.00	04.40.070.00	04.40.070.00	04.40.070.00	04.40.070.00	04.40.070.00
28	Glass, Front (Qty. 2)	04.40.072.00	04.40.072.00	04.40.072.00	04.40.072.00	04.40.072.00	04.40.072.00	04.40.072.00
29	Heating Element, Upper (Qty. 2)	R02.08.206D.00	R02.08.206D.00	R02.08.206D.00	R02.08.256E.00	R02.08.257E.00	R02.08.256E.00	R02.08.257E.00
30	Wire Guard (Qty. 2)	04.08.038.00	04.08.038.00	04.08.038.00	04.08.038.00	04.08.038.00	04.08.038.00	04.08.038.00
31	Infinite Control Switch (Qty. 2)	R02.19.018.00	R02.19.018.00	R02.19.018.00	R02.19.019.00	R02.19.019.00	R02.19.019.00	R02.19.019.00
	Electrical Drawing	HS2-766	HS2-767	HS2-767	HS2-2292	HS2-1111	HS2-4215	HS2-4216

Shaded area reflects **export models only**. * Not Shown

PARTS SPECIFIC TO MODEL GRHDH-4P								
ITEM	DESCRIPTION	120V	120/208V	120/240V	220V	240V	220-230V CE	230-240V CE
6A	Glass Door, Inner	R00.01.0006.00	R00.01.0006.00	R00.01.0006.00	R00.01.0006.00	R00.01.0006.00	R00.01.0006.00	R00.01.0006.00
6B	Glass Door, Inner, Mirror	R00.01.0018.00	R00.01.0018.00	R00.01.0018.00	R00.01.0018.00	R00.01.0018.00	R00.01.0018.00	R00.01.0018.00
7A	Glass Door, Outer	R00.01.0005.00	R00.01.0005.00	R00.01.0005.00	R00.01.0005.00	R00.01.0005.00	R00.01.0005.00	R00.01.0005.00
7B	Glass Door, Outer, Mirror	R00.01.0019.00	R00.01.0019.00	R00.01.0019.00	R00.01.0019.00	R00.01.0019.00	R00.01.0019.00	R00.01.0019.00
8A	Relay - SPST	02.01.088.00	02.01.088.00	02.01.088.00	02.01.180.00	02.01.105.00	02.01.180.00	02.01.105.00
8B	Relay - DPDT	02.01.097.00	02.01.097.00	02.01.097.00	---	---	---	---
8C	Relay - DPST	---	---	---	02.01.098.00	---	---	---
9A	Heating Element, Base	02.05.293.00	02.05.293.00	02.05.293.00	02.05.137.00	02.05.294.00	02.05.137.00	02.05.294.00
	Quantity	4	4	4	2	4	2	4
9B	Heating Element, Base	---	---	---	02.05.141.00	---	02.05.141.00	---
	Quantity	---	---	---	1	---	1	---
10	Heating Element, Water	02.05.295.00	02.05.295.00	02.05.295.00	02.05.296.00	02.05.296.00	02.05.296.00	02.05.296.00
11	Terminal Block - 3 Pole	---	---	---	---	---	R02.15.030.00	R02.15.030.00
12	High Limit, Automatic	R02.16.036.00	R02.16.036.00	R02.16.036.00	R02.16.036.00	R02.16.036.00	R02.16.036.00	R02.16.036.00
13	High Limit, Manual	02.16.071.00	02.16.071.00	02.16.071.00	02.16.071.00	02.16.071.00	02.16.071.00	02.16.071.00
14	Power Cord with Plug	02.18.039.00	02.18.085.00	02.18.085.00	02.18.038.00	02.18.068.00	02.18.068.00	02.18.038.00
15	Strain Relief	02.20.209.00	02.20.226.00	02.20.226.00	02.20.212.00	02.20.212.00	02.20.212.00	02.20.212.00
16	On/Off Switch	R02.19.008A.00	R02.19.008A.00	R02.19.008A.00	R02.19.008A.00	R02.19.008A.00	R02.19.008A.00	R02.19.008A.00
17	Indicator Light, Red	02.19.154.00	02.19.154.00	02.19.154.00	02.19.151.00	02.19.151.00	---	---
	Indicator Light, Yellow	---	---	---	---	---	02.19.152.00	02.19.152.00
18	Indicator Light, Green	02.19.155.00	02.19.155.00	02.19.155.00	02.19.150.00	02.19.150.00	02.19.150.00	02.19.150.00
19	Rubber Boot, Toggle Switch*	---	---	---	---	---	02.20.040.00	02.20.040.00
20	Light Bulb (Qty. 6)	02.30.043.00	02.30.043.00	02.30.043.00	02.30.058.00	02.30.058.00	02.30.058.00	02.30.058.00
21	Pan Rail with Rubber Feet	---	---	---	---	---	---	---
22	Rubber Foot, Pan Rail	---	---	---	---	---	---	---
23	Pan Divider (Optional)	04.22.400.00	04.22.400.00	04.22.400.00	04.22.400.00	04.22.400.00	04.22.400.00	04.22.400.00
24	Water Trough	04.22.403.00	04.22.403.00	04.22.403.00	04.22.403.00	04.22.403.00	04.22.403.00	04.22.403.00
25	Pan Enclosure, 2 Pan (Optional)	04.22.406.00	04.22.406.00	04.22.406.00	04.22.406.00	04.22.406.00	04.22.406.00	04.22.406.00
26	Pan Enclosure, 1 Pan*	---	---	---	---	---	---	---
27A	End Glass (Qty. 2)	04.40.065.00	04.40.065.00	04.40.065.00	04.40.065.00	04.40.065.00	04.40.065.00	04.40.065.00
27B	End Glass	---	---	---	---	---	---	---
28	Glass, Front (Qty. 2)	04.40.067.00	04.40.067.00	04.40.067.00	04.40.067.00	04.40.067.00	04.40.067.00	04.40.067.00
29	Heating Element, Upper	R02.08.025D.00	R02.08.025D.00	R02.08.025D.00	R02.08.046E.00	R02.08.030E.00	R02.08.046E.00	R02.08.030E.00
30	Wire Guard	04.08.038.00	04.08.038.00	04.08.038.00	04.08.038.00	04.08.038.00	04.08.038.00	04.08.038.00
31	Infinite Control Switch (Qty. 2)	R02.19.018.00	R02.19.018.00	R02.19.018.00	R02.19.019.00	R02.19.019.00	R02.19.019.00	R02.19.019.00
	Electrical Drawing	HS2-2920	HS2-2938	HS2-2938	HS2-2931	HS2-2932	HS2-4209	HS2-4210

Shaded area reflects **export models only**. * Not Shown

PARTS SPECIFIC TO MODEL GRHDH-4PD

ITEM	DESCRIPTION	120V	120/208V	120/240V	220V	240V	220-230V CE	230-240V CE
6A	Glass Door, Inner	R00.01.0012.00	R00.01.0012.00	R00.01.0012.00	R00.01.0012.00	R00.01.0012.00	R00.01.0012.00	R00.01.0012.00
6B	Glass Door, Inner, Mirror	R00.01.0024.00	R00.01.0024.00	R00.01.0024.00	R00.01.0024.00	R00.01.0024.00	R00.01.0024.00	R00.01.0024.00
7A	Glass Door, Outer	R00.01.0011.00	R00.01.0011.00	R00.01.0011.00	R00.01.0011.00	R00.01.0011.00	R00.01.0011.00	R00.01.0011.00
7B	Glass Door, Outer, Mirror	R00.01.0023.00	R00.01.0023.00	R00.01.0023.00	R00.01.0023.00	R00.01.0023.00	R00.01.0023.00	R00.01.0023.00
8A	Relay - SPST	02.01.088.00	02.01.088.00	02.01.188.00	02.01.180.00	02.01.105.00	02.01.180.00	02.01.105.00
8B	Relay - DPDT	02.01.097.00	02.01.097.00	02.01.097.00	---	---	---	---
8C	Relay - DPST	---	---	---	02.01.098.00	---	---	---
9A	Heating Element, Base	02.05.293.00	02.05.293.00	02.05.293.00	02.05.137.00	02.05.294.00	02.05.137.00	02.05.294.00
	Quantity	4	4	4	2	4	2	3
9B	Heating Element, Base	---	---	---	02.05.141.00	---	02.05.141.00	---
	Quantity	---	---	---	1	---	1	---
10	Heating Element, Water	02.05.295.00	02.05.295.00	02.05.295.00	02.05.296.00	02.05.296.00	02.05.296.00	02.05.296.00
11	Terminal Block - 3 Pole	---	---	---	---	---	R02.15.030.00	R02.15.030.00
12	High Limit, Automatic	R02.16.036.00	R02.16.036.00	R02.16.036.00	R02.16.036.00	R02.16.036.00	R02.16.036.00	R02.16.036.00
13	High Limit, Manual	02.16.071.00	02.16.071.00	02.16.071.00	02.16.071.00	02.16.071.00	02.16.071.00	02.16.071.00
14	Power Cord with Plug	02.18.039.00	02.18.085.00	02.18.085.00	02.18.038.00	02.18.068.00	02.18.038.00	02.18.068.00
15	Strain Relief	02.20.226.00	02.20.226.00	02.20.226.00	02.20.212.00	02.20.212.00	02.20.212.00	02.20.212.00
16	On/Off Switch	R02.19.006.00	R02.19.008A.00	R02.19.008A.00	R02.19.008A.00	R02.19.008A.00	R02.19.008A.00	R02.19.008A.00
17	Indicator Light, Red	02.19.154.00	02.19.154.00	02.19.154.00	02.19.151.00	02.19.151.00	---	---
	Indicator Light, Yellow	---	---	---	---	---	02.19.152.00	02.19.152.00
18	Indicator Light, Green	02.19.155.00	02.19.155.00	02.19.155.00	02.19.150.00	02.19.150.00	02.19.150.00	02.19.150.00
19	Rubber Boot, Toggle Switch*	02.20.283.00	02.20.283.00	02.20.283.00	02.20.283.00	02.20.283.00	02.20.040.00	02.20.040.00
20	Light Bulb (Qty. 11)	02.30.043.00	02.30.043.00	02.30.043.00	02.30.058.00	02.30.058.00	02.30.058.00	02.30.058.00
21	Pan Rail with Rubber Feet	---	---	---	---	---	---	---
22	Rubber Foot, Pan Rail	---	---	---	---	---	---	---
23	Pan Divider (Optional)	04.22.400.00	04.22.400.00	04.22.400.00	04.22.400.00	04.22.400.00	04.22.400.00	04.22.400.00
24	Water Trough	04.22.403.00	04.22.403.00	04.22.403.00	04.22.403.00	04.22.403.00	04.22.403.00	04.22.403.00
25	Pan Enclosure, 2 Pan (Optional)	04.22.406.00	04.22.406.00	04.22.406.00	04.22.406.00	04.22.406.00	04.22.406.00	04.22.406.00
26	Pan Enclosure, 1 Pan*	04.22.407.00	04.22.407.00	04.22.407.00	04.22.407.00	04.22.407.00	04.22.407.00	04.22.407.00
27A	End Glass (Qty. 2)	04.40.069.00	04.40.069.00	04.40.069.00	04.40.069.00	04.40.069.00	04.40.069.00	04.40.069.00
27B	End Glass (Qty. 2)	04.40.070.00	04.40.070.00	04.40.070.00	04.40.070.00	04.40.070.00	04.40.070.00	04.40.070.00
28	Glass, Front	04.40.072.00	04.40.072.00	04.40.072.00	04.40.072.00	04.40.072.00	04.40.072.00	04.40.072.00
29	Heating Element, Upper (Qty. 3)	R02.08.206D.00	R02.08.206D.00	R02.08.206D.00	R02.08.256E.00	R02.08.257E.00	R02.08.256E.00	R02.08.257E.00
30	Wire Guard (Qty. 3)	04.08.038.00	04.08.038.00	04.08.038.00	04.08.038.00	04.08.038.00	04.08.038.00	04.08.038.00
31	Infinite Control Switch (Qty. 3)	R02.19.018.00	R02.19.018.00	R02.19.018.00	R02.19.019.00	R02.19.019.00	R02.19.019.00	R02.19.019.00
	Electrical Drawing	HS2-2924	HS2-2925	HS2-2925	HS2-2940	HS2-2941	HS2-4221	HS2-4222

Shaded area reflects **export models only**. * Not Shown

[illegible]

This image shows a single sheet of white paper with horizontal ruling lines. The lines are evenly spaced and run across the width of the page. There are no margins, text, or other markings on the paper.

[illegible]

HATCO AUTHORIZED PARTS DISTRIBUTORS

ALABAMA

Jones McLeod Appl. Svc.
Birmingham 205-251-0159

ARIZONA

Auth. Comm. Food Equip.
Phoenix 602-234-2443
Byassee Equipment Co.
Phoenix 602-252-0402

CALIFORNIA

Industrial Electric
Huntington Beach 714-379-7100
Chapman Appl. Service
San Diego 619-298-7106
P & D Appliance
S. San Francisco 650-635-1900

COLORADO

Hawkins Commercial Appliance
Englewood 303-781-5548

DELAWARE

Food Equipment Service
Wilmington 302-996-9363

FLORIDA

Whaley Foodservice Repair
Jacksonville 904-725-7800
Nass Service Co., Inc.
Orlando 407-425-2681
B.G.S.I.
Pompano Beach 954-971-0456
Comm. Appliance Service
Tampa 813-663-0313

GEORGIA

Southeastern Rest. Svc.
Norcross 770-446-6177

HAWAII

Burney's Comm. Service, Inc.
Honolulu 808-848-1466
Food Equip Parts & Service
Honolulu 808-847-4871

ILLINOIS

Parts Town
Lombard 708-865-7278
Eichenauer Elec. Service
Decatur 217-429-4229
Midwest Elec. Appl. Service
Elmhurst 630-279-8000
Cone's Repair Service
Moline 309-797-5323

INDIANA

GCS Service
Indianapolis 317-545-9655

IOWA

Electric Motor Service Co.
Davenport 319-323-1823

KENTUCKY

GCS Service
Louisville 502-367-1788

LOUISIANA

Chandlers Parts & Service
Baton Rouge 225-272-6620
Bana Comm. Parts, Inc.
Shreveport 318-631-6550

MARYLAND

Electric Motor Service
Baltimore 410-467-8080
GCS Service
Silver Spring 301-585-7550

MASSACHUSETTS

Ace Service Co., Inc.
Needham 781-449-4220

MICHIGAN

Commercial Kitchen Service
Bay City 517-893-4561
Bildons Appliance Service
Detroit 248-478-3320
Midwest Food Equip. Service
Grandville 616-261-2000

MINNESOTA

GCS Service
Minneapolis 612-546-4221

MISSOURI

GCS Service
Kansas City 816-920-5999
Commercial Kitchen Services
St. Louis 314-890-0700
Kaemmerlen Parts & Service
St. Louis 314-535-2222

NEBRASKA

Anderson Electric
Omaha 402-341-1414

NEVADA

Burney's Commercial
Las Vegas 702-736-0006
Hi. Tech Commercial Service
N. Las Vegas 702-649-4616

NEW JERSEY

Jay Hill Repair
Fairfield 973-575-9145
Service Plus
Flanders 973-691-6300

NEW YORK

Acme American Repairs, Inc.
Brooklyn 718-456-6544
Alpro Service Co.
Brooklyn 718-386-2515

NEW YORK (continued)

Appliance Installation
Buffalo 716-884-7425
Northern Parts Dist.
Plattsburgh 518-563-3200
J. B. Brady, Inc.
Syracuse 315-422-9271

NORTH CAROLINA

Authorized Appliance
Charlotte 704-377-4501

OHIO

Akron/Canton Comm. Svc. Inc.
Akron 330-753-6635
Certified Service Center
Cincinnati 513-772-6600
GCS Service
Columbus 614-476-3225
Electrical Appl. Repair Service
Independence 216-459-8700
E. A. Wichman Co.
Toledo 419-385-9121

OKLAHOMA

Hagar Rest. Service, Inc.
Oklahoma City 405-235-2184
Krueger, Inc.
Oklahoma City 405-528-8883

OREGON

Bressie Electric Co.
Portland 503-231-7171
Ron's Service, Inc.
Portland 503-624-0890

PENNSYLVANIA

Authorized Factory Service
Coraopolis 412-262-2330
FAST Comm. Appl. Service
Philadelphia 215-288-4800
GCS Service
Pittsburgh 412-787-1970
K & D Service Co.
Harrisburg 717-236-9039
Elmer Schultz Services
Philadelphia 215-627-5401
Electric Repair Co.
Reading 610-376-5444

RHODE ISLAND

Marshall Electric Co.
Providence 401-331-1163

SOUTH CAROLINA

Whaley Foodservice Repair
W. Columbia 803-791-4420

TENNESSEE

Camp Electric
Memphis 901-527-7543

TEXAS

Stove Parts Supply
Fort Worth 817-831-0381
Armstrong Repair Service
Houston 713-666-7100
Commercial Kitchen Repair Co.
San Antonio 210-735-2811
San Antonio Rest. Equip.
San Antonio 210-532-1660

UTAH

GCS Service
Salt Lake City 801-487-3653

VIRGINIA

Daubers
Norfolk 757-855-4097
Daubers
Springfield 703-866-3600

WASHINGTON

Restaurant Appl. Service
Seattle 206-524-8200

WISCONSIN

A.S.C., Inc.
Madison 608-246-3160
A.S.C., Inc.
Milwaukee 414-543-6460

CANADA

BRITISH COLUMBIA

Key Food Equipment Service
Vancouver 604-433-4484

ONTARIO

R.G. Henderson Ltd.
Toronto 416-422-5580
Choquette CKS
Ottawa 613-739-8458

QUÉBEC

Choquette CKS
Montreal 514-722-2000
Choquette CKS
Québec City 418-681-3944

HATCO CORPORATION

P.O. Box 340500, Milwaukee, WI 53234-0500 U.S.A.
(800) 558-0607 (414) 671-6350

Parts & Service Fax (800) 690-2966 Int'l. Fax (414) 671-3976
www.hatcocorp.com